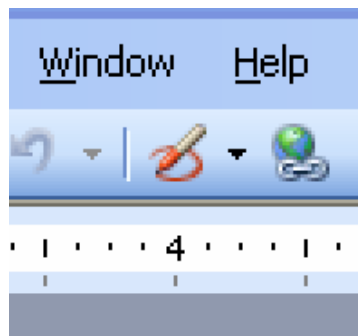
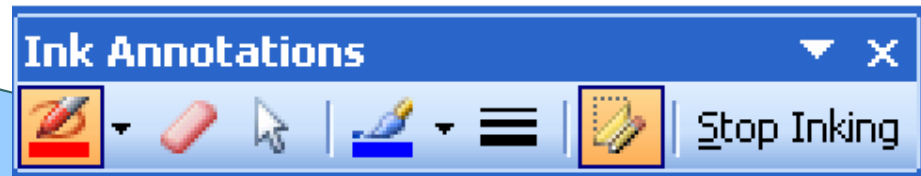


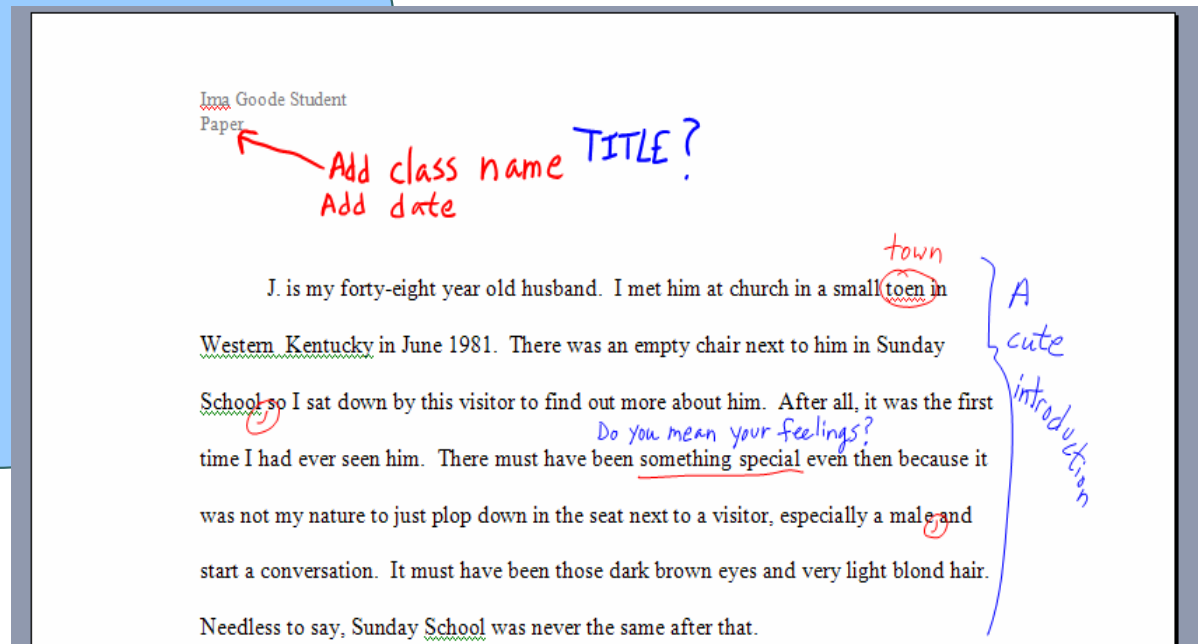


Tablet PC

Can add digital ink to document



Microsoft WORD



Easy Grading and Commenting on Student Writing Using Ink Annotations



The Problem:

- ❖ Traditional desktop or laptop PCs often available to professors make commenting on and responding to electronically submitted student documents more time-consuming than traditional grading with paper and pen.
- ❖ In word processing programs, collaborating and editing tools such as “track changes” are still much more cumbersome and less effective for commenting on student papers.

A solution: Using “Ink annotations” on a Tablet PC

- ❖ Microsoft Word for Tablet PC includes a feature called “Ink Annotations” which allows instructors to easily mark papers using the electronic pen.
- ❖ The ink color and line thickness can be set to produce a readable and printable document which makes the instructors' electronically ‘handwritten’ marks and comments easy to recognize.
- ❖ After marking is finished, the document is saved as usual in .doc format and electronically returned to students. The document can be opened, read or printed using Microsoft Word 2003 or above.

Comments and Caveats

- ❖ Using a Tablet PC for grading soon requires less time than pen and paper grading and allows for rich, comprehensible feedback in non-traditional classroom contexts, such as online teaching.
- ❖ Students using Linux, Mac OS or MS Works may not be able to read ink annotations.



Easy Grading and Commenting on Student Writing Using Tablet PC Ink Annotations

Dr. M. Sue Sroda
Department of English and
Philosophy
Murray State University
7C Faculty Hall
Murray, KY 42071
270-809-4715
sue.sroda@murraystate.edu