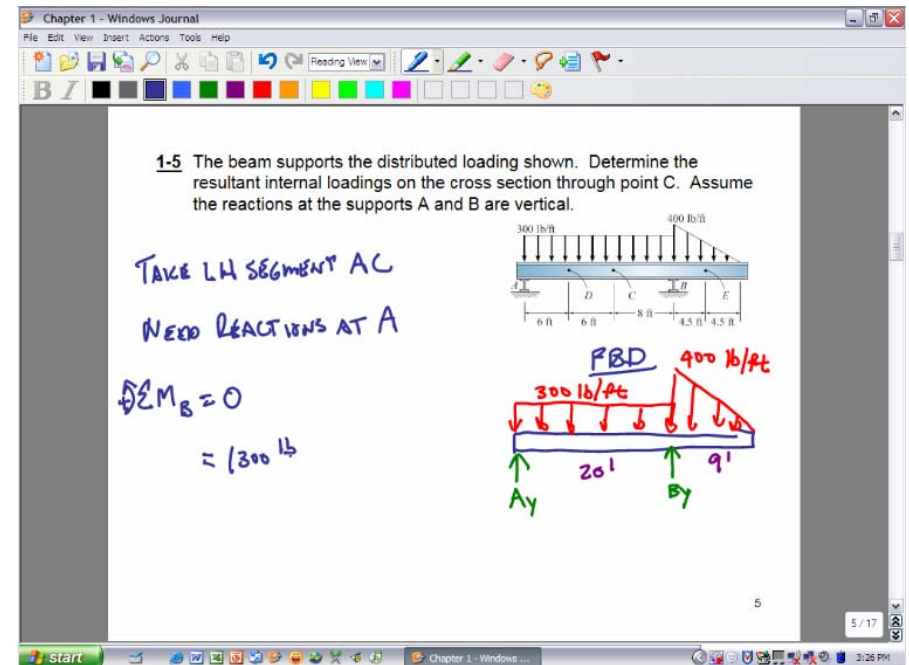

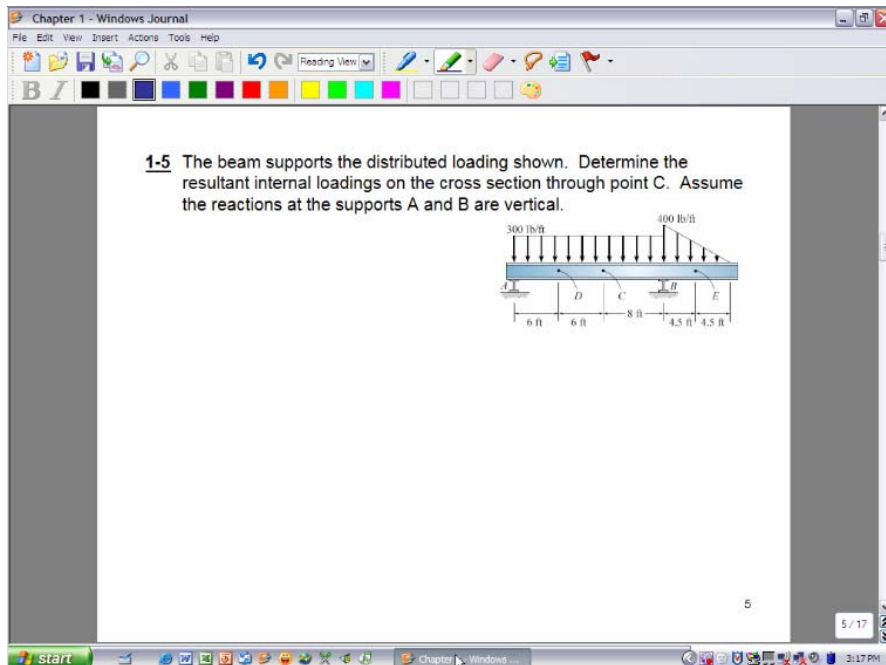




Screen Recording Using Camtasia for Live Notes Online



Example problem developed in
PowerPoint and imported into
Windows Journal running
on a Tablet PC

Using Camtasia and a microphone,
the example problem comes to life
as the students can **SEE** and **HEAR**
you work the problem in **REAL TIME**.

Observations

- ❖ The primary goal in many science and engineering courses is to teach problem solving including specific strategies to solve various problems.
- ❖ The number one question from students facing a challenging problem is "Where do I start?"
- ❖ Studying from static notes generated during lecture including those which can be archived online do not provide the context and strategy required to effectively solve the problem. Consequently, static notes do not always help the student answer the important question of "Where to start?"
- ❖ The classroom is not always an ideal learning environment due to distractions from classmates and fatigue after multiple classes in the same day.

Screen Recording Using Camtasia

- ❖ Camtasia is an easy-to-use screen recording software developed and distributed by TechSmith (www.techsmith.com/camtasia).
- ❖ The software allows you to record the activity on the screen of your computer including electronic annotations using a Tablet PC.
- ❖ The academic version which includes the recorder, editor and player among other features sells for around \$150.
- ❖ Using an inexpensive microphone, audio is added in order to provide the important context and strategies in solving the problem.
- ❖ Recordings can be saved as a variety of file types including .wmv for streaming video or .mov which are compatible with iPods.
- ❖ After class, the recordings are linked through Blackboard for continuous student access allowing them to study at their own pace in their ideal environment. Another nice feature of Camtasia is that it can animate all mouse clicks which is wonderful for software training.

Conclusions

- ❖ Screen recording during lecture including audio provides students with the context and strategies that are so important in problem solving.
- ❖ Providing access to these recordings through Blackboard allows students to study at their own pace in their ideal learning environment.



Screen Recording Using Camtasia for Live Notes Online

Dr. James Rogers
Dept. of Engineering & Physics
Murray State University
131 Blackburn Science
Murray, KY 42071
270-809-4976
james.rogers@murraystate.edu